

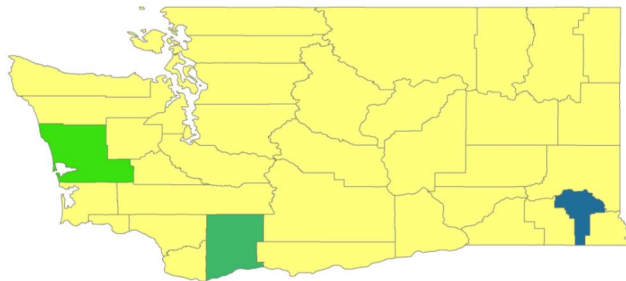
Opiate Use and Negative Consequences in Washington State

August 2011

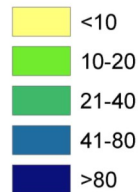
Washington State, like much of the United States, has seen tremendous increases in the use and negative consequences of prescription-type opiates over the last 10-15 years. Heroin has remained a major drug of abuse and in recent years use has increased among young adults and spread beyond the largest cities. Prescription-type opiates appear to be a pathway to heroin for many users, with 39% of heroin injectors in Seattle reporting being "hooked on" prescription-type opiates before trying heroin in 2009. This research brief provides an overview of the increase in the opiate problem in Washington State between 2000 and 2010.

Police Evidence Tested by State Lab

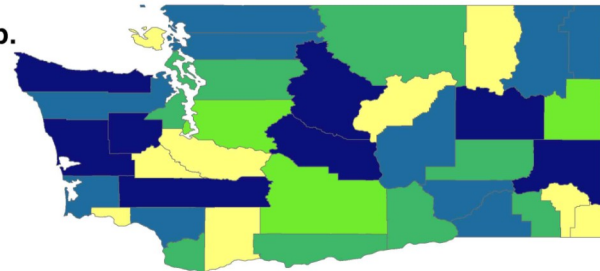
Rx Opiates 2000



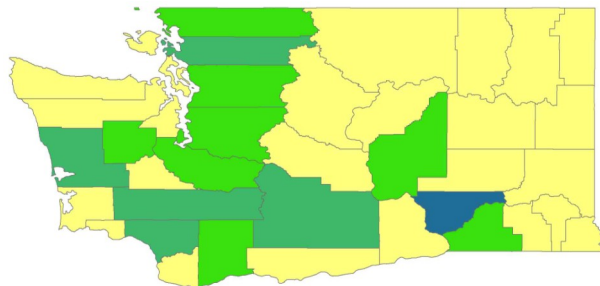
of cases/100,000 pop.



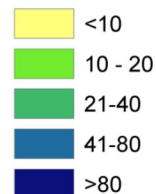
Rx Opiates 2009



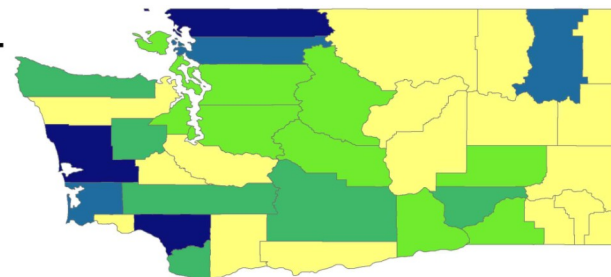
Heroin 2000



cases/100,000 pop.

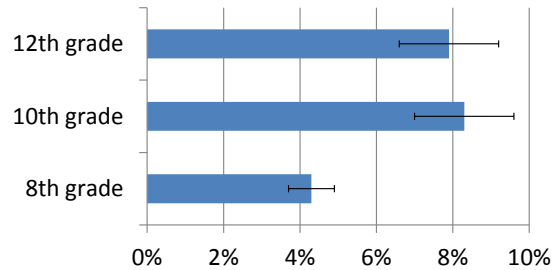


Heroin 2009



Prevalence and Source of Rx Opiates Used to "Get High" in 2010

Used in past month to "get high"



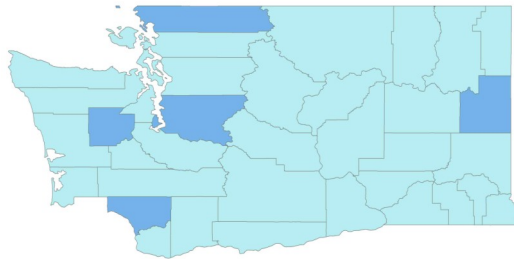
Source of opiates among 10th graders who ever used to "get high"

1. Own prescription
2. Got from a friend
3. Took from my home or other's home without permission
4. Drug dealer
5. Family member gave to me


Opiate Treatment Admissions (Heroin and/or Rx)

Methadone maintenance, in-patient, out-patient (mostly publicly funded as well as self/private pay methadone)

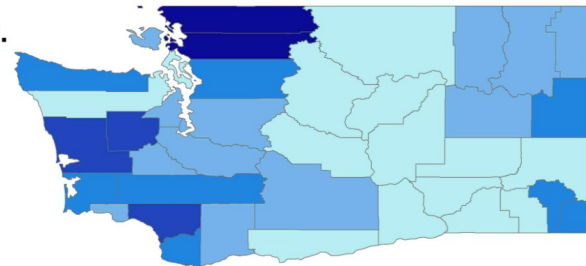
2000



Admits/100,000 pop.



2010




Buprenorphine prescribing (mostly self/private pay Suboxone for addiction treatment)

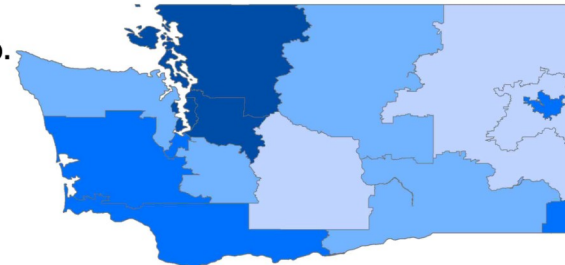
2005



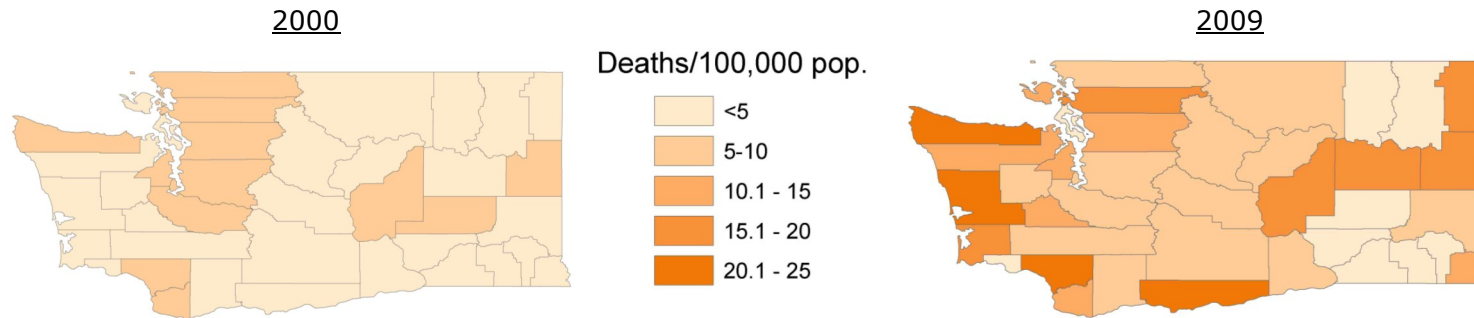
Grams Rx/100,000 pop.



2010



Fatal Overdoses Involving Heroin and/or Rx Opiates (Unintentional)



Resources

911 Good Samaritan Overdose Law: <http://stopoverdose.org>

Safe opiate medication usage: <http://takeasdirected.doh.wa.gov/>

Drug treatment information: <http://www.dshs.wa.gov/DBHR/>

Additional drug trends data: <http://adai.washington.edu>

Data sources

Police evidence tested by State lab

Data source: WSP Forensic Lab Services Bureau, Crime lab

Prevalence and source of Rx opiates used to "get high" in 2010

Health Youth Survey, WA State Department of Health <http://www.doh.wa.gov/healthyyouth/default.htm>

Opiate treatment admissions

Methadone maintenance, in-patient, out-patient (mostly publicly funded as well as self/private pay methadone)

WA State DSHS, Division of Behavioral Health and Recovery, TARGET Data

Buprenorphine prescribing (primarily self/private pay Suboxone for addiction treatment)

Drug Enforcement Administration, ARCOS data, sales to hospitals and pharmacies, 3-digit zip code

Fatal overdoses involving heroin and/or Rx opiates (unintentional)

WA State Department of Health

Data tables

Rates, presented in maps above, represent count per 100,000 population. Tables below are sorted from highest to lowest rate for 2009 for each data source. Note that the absolute ranking should not be over-interpreted, particularly when the absolute numbers are relatively small, e.g. less than 10.

Police evidence-Heroin				Police evidence-Rx Opiates				Opiate treatment admits (Methadone in & out patient)				Opiate involved deaths			
County	2000 Count	2009 Count	2009 Rate	County	2000 Count	2009 Count	2009 Rate	County	2000 Count	2010 Count	2010 Rate	County	2000 Count	2009 Count	2009 Rate
Grays Harbor	22	147	204.74	Grays Harbor	8	76	105.9	Skagit	81	538	450.1	Klickitat	0	5	24.33
Cowlitz	37	143	140.24	Lincoln	0	10	97.6	Whatcom	191	878	438.0	Clallam	5	16	22.40
Whatcom	24	237	118.24	Kittitas	0	36	91.1	Cowlitz	158	390	382.5	Cowlitz	7	22	21.58
Skagit	24	90	75.29	Clallam	1	63	88.2	Grays Harbor	64	257	358.0	Grays Harbor	2	15	20.89
Stevens	0	29	68.50	Whitman	0	37	86.7	Mason	66	206	355.1	Lincoln	0	2	19.52
Pacific	0	14	65.81	Mason	2	47	81.0	Clallam	21	212	296.9	Grant	5	17	19.30
Lewis	18	28	37.46	Lewis	1	60	80.3	Lewis	41	212	283.6	Pacific	0	4	18.80
Clark	25	125	28.94	Chelan	2	58	80.1	Spokane	496	1282	273.5	Skagit	6	19	15.90
Franklin	24	22	28.44	Pend Oreille	1	8	61.8	Asotin	4	54	252.0	Pend Oreille	0	2	15.45
Clallam	6	20	28.01	Pacific	0	13	61.1	Garfield	0	5	238.0	Spokane	28	71	15.15
Mason	5	15	25.85	Cowlitz	3	62	60.8	Clark	132	1000	231.5	Asotin	0	3	14.00
Yakima	59	49	20.50	Stevens	3	24	56.7	Snohomish	377	1552	223.4	Snohomish	35	92	13.25
Benton	11	30	17.83	Jefferson	0	16	53.9	Pacific	15	47	220.9	San Juan	0	2	12.92
Adams	0	3	16.92	Grant	2	46	52.2	Thurston	128	473	188.5	Thurston	6	28	11.16
Kitsap	6	36	14.95	Whatcom	10	100	49.9	Stevens	12	76	179.5	Clark	20	47	10.88
San Juan	1	2	12.92	Skagit	2	56	46.8	Ferry	1	13	172.9	Kitsap	14	26	10.79
Snohomish	84	89	12.81	Franklin	0	35	45.2	Pend Oreille	6	20	154.5	Jefferson	0	3	10.11
Kittitas	2	5	12.65	Walla Walla	1	24	40.6	Kitsap	82	361	149.9	Pierce	60	79	9.91
King	189	225	11.74	Adams	1	7	39.5	King	2296	2820	147.1	Okanogan	0	4	9.86
Island	4	9	11.10	Kitsap	1	82	34.0	Pierce	581	1081	135.7	Whitman	2	4	9.37
Chelan	0	8	11.05	Okanogan	1	13	32.1	Yakima	218	324	135.5	King	124	178	9.29
Walla Walla	6	6	10.16	Klickitat	0	6	29.2	Wahkiakum	8	5	123.1	Skamania	0	1	9.18
Thurston	7	25	9.96	Clark	5	112	25.9	Skamania	3	12	110.2	Whatcom	9	18	8.98
Whitman	2	3	7.03	Benton	4	42	25.0	Lincoln	1	11	107.3	Benton	3	15	8.91
Spokane	38	30	6.40	Columbia	0	1	24.8	San Juan	8	16	103.3	Mason	1	5	8.62
Pierce	73	42	5.27	Snohomish	18	153	22.0	Columbia	0	4	99.0	Chelan	0	6	8.29
Klickitat	1	1	4.87	Island	2	17	21.0	Klickitat	4	20	97.3	Lewis	1	6	8.03
Grant	8	4	4.54	King	32	352	18.4	Chelan	36	69	95.3	Douglas	1	3	7.99
Jefferson	0	1	3.37	Yakima	2	36	15.1	Okanogan	7	38	93.7	Yakima	9	14	5.86
Douglas	1	1	2.66	Spokane	10	66	14.1	Jefferson	7	27	91.0	Kittitas	1	2	5.06
Asotin	2	0	0.00	Thurston	2	24	9.6	Walla Walla	24	46	77.9	Island	2	4	4.93
Columbia	0	0	0.00	Pierce	11	75	9.4	Douglas	9	29	77.2	Stevens	1	2	4.72
Ferry	0	0	0.00	Asotin	0	2	9.3	Benton	52	126	74.9	Franklin	1	1	1.29
Garfield	0	0	0.00	Skamania	3	1	9.2	Island	12	59	72.8	Adams	1	0	0.00
Lincoln	0	0	0.00	Douglas	0	3	8.0	Grant	18	57	64.7	Columbia	0	0	0.00
Okanogan	0	0	0.00	Ferry	0	0	0.0	Franklin	45	50	64.6	Ferry	0	0	0.00
Pend Oreille	0	0	0.00	Garfield	1	0	0.0	Whitman	4	15	35.1	Garfield	0	0	0.00
Skamania	1	0	0.00	Skamania	0	0	0.0	Kittitas	13	13	32.9	Wahkiakum	0	0	0.00
Wahkiakum	0	0	0.00	Wahkiakum	0	0	0.0	Adams	3	1	5.6	Walla Walla	0	0	0.00
Total	690	1443	21.65	Total	132	1775	26.6	Statewide	5224	12399	186.0	Statewide	344	722	10.83

Citation: Opiate Use & Negative Consequences in WA State. (ADAI Info Brief). Prepared by Caleb Banta-Green, PhD, MPH, MSW and Meg Brunner, MLIS of the UW Alcohol & Drug Abuse Institute, August 2011. URL: <http://adai.uw.edu/pubs/infobriefs/ADAI-IB-2011-03.pdf>